

Beginning Level Glued Sounds Worksheet: -all, -am, -an



Activity 1: Circle the Sound

Instructions: Circle the words that end with **-all**, **-am**, or **-an**.

Word List: bat, ham, can, dog, fan, call, ran, pan, jam, hat



Bonus: Say each word out loud after circling!



Activity 2: Color by Sound

Instructions: Color each picture based on its glued sound:






- **Red** for **-all**
- **Blue** for **-am**
- **Green** for **-an**

Pictures: pan, ball, jam, van, lamb, wall



Activity 3: Match the Word to the Picture

Instructions: Draw a line to match each word to its picture.

- ham → 
- can → 
- wall → 
- jam → 
- fan → 



Activity 4: Say and Clap

Instructions: Say each word and clap once when you hear the glued sound at the end.

Words: call, ram, tan, hall, dam, plan



Teacher Tip: Make it a group activity for more fun!



Activity 5: Cut, Paste, and Sort

Instructions: Cut out the words below and glue them into the right column.

Words: slam, fall, ban, gram, small, scan, dam, wall

Columns:

- -all
- -am
- -an